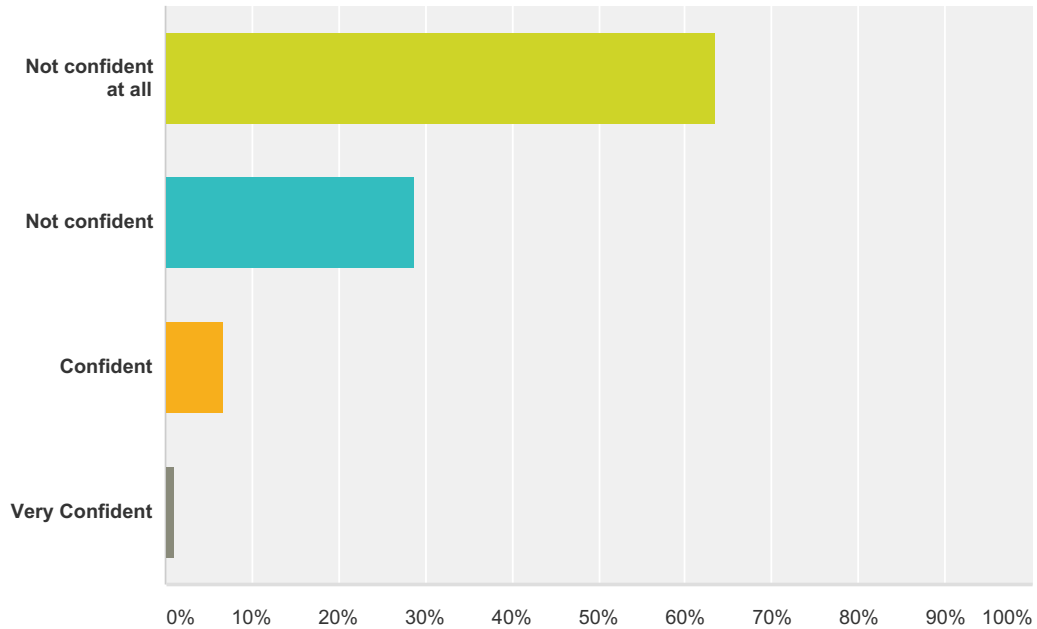


Q1 How confident are you that your school Working Time Agreement for this year accounts for the workload you have faced in implementing the new Higher courses/qualifications?

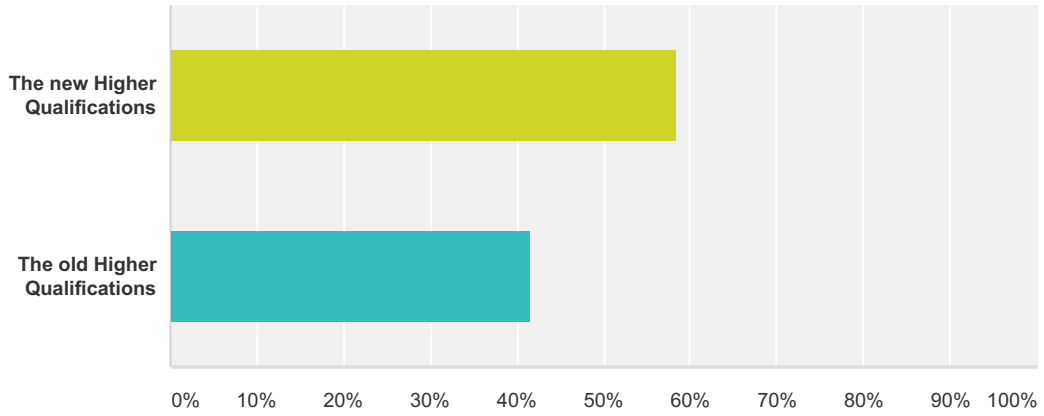
Answered: 919 Skipped: 7



Answer Choices	Responses	Count
Not confident at all	63.55%	584
Not confident	28.84%	265
Confident	6.64%	61
Very Confident	0.98%	9
Total		919

Q2 Are you presenting pupils this year for:

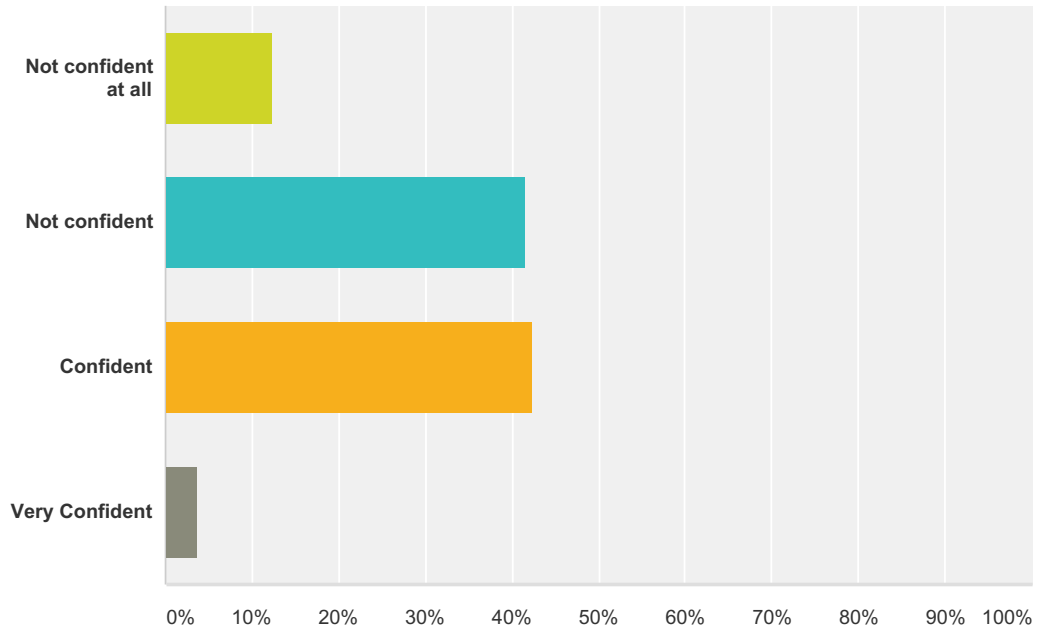
Answered: 898 Skipped: 28



Answer Choices	Responses
The new Higher Qualifications	58.35% 524
The old Higher Qualifications	41.65% 374
Total	898

Q3 In relation to the current or future implementation of the new Higher Qualifications, how confident are you in your ability to deliver appropriate course materials?

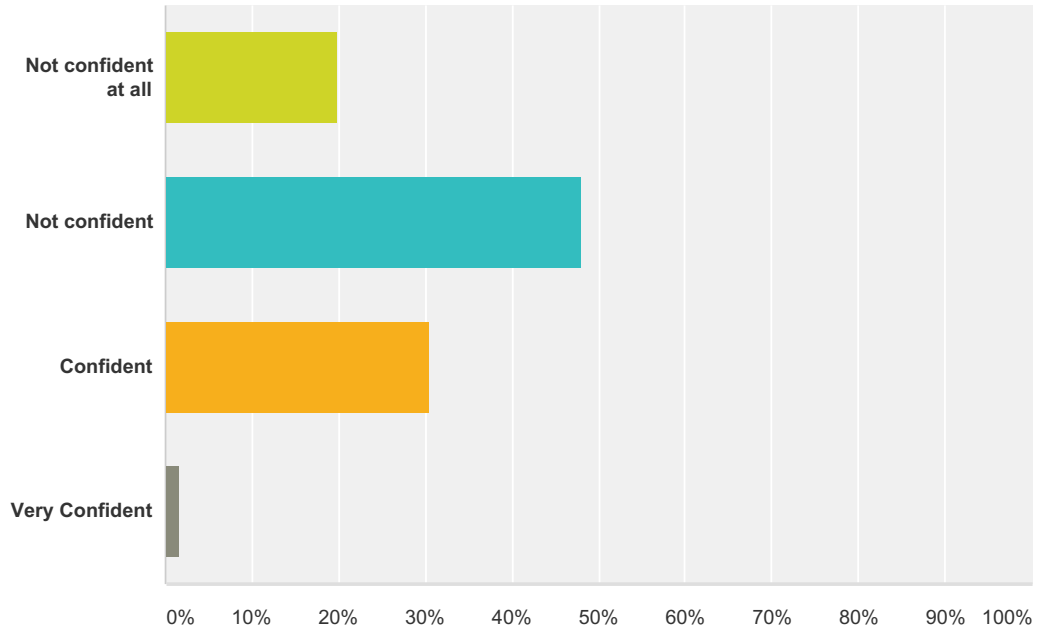
Answered: 915 Skipped: 11



Answer Choices	Responses	Count
Not confident at all	12.35%	113
Not confident	41.53%	380
Confident	42.40%	388
Very Confident	3.72%	34
Total		915

Q4 In relation to the current or future implementation of the new Higher, how confident are you in your ability to assess pupils for the new Higher Qualifications?

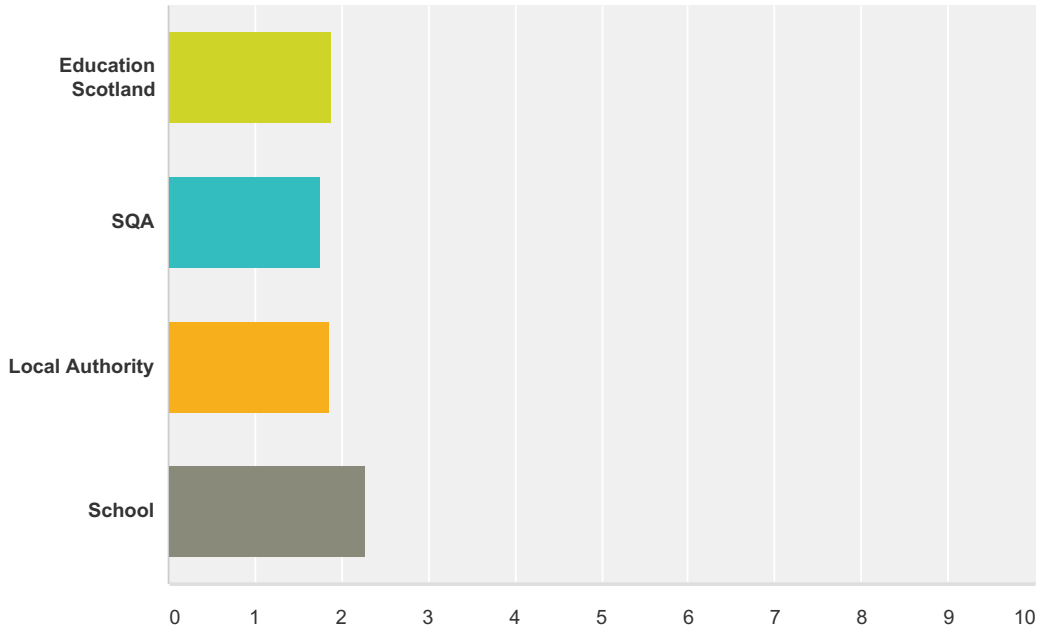
Answered: 909 Skipped: 17



Answer Choices	Responses
Not confident at all	19.80% 180
Not confident	47.96% 436
Confident	30.47% 277
Very Confident	1.76% 16
Total	909

Q5 Please indicate your current level of satisfaction with the following sources of support in implementing the new national Qualifications

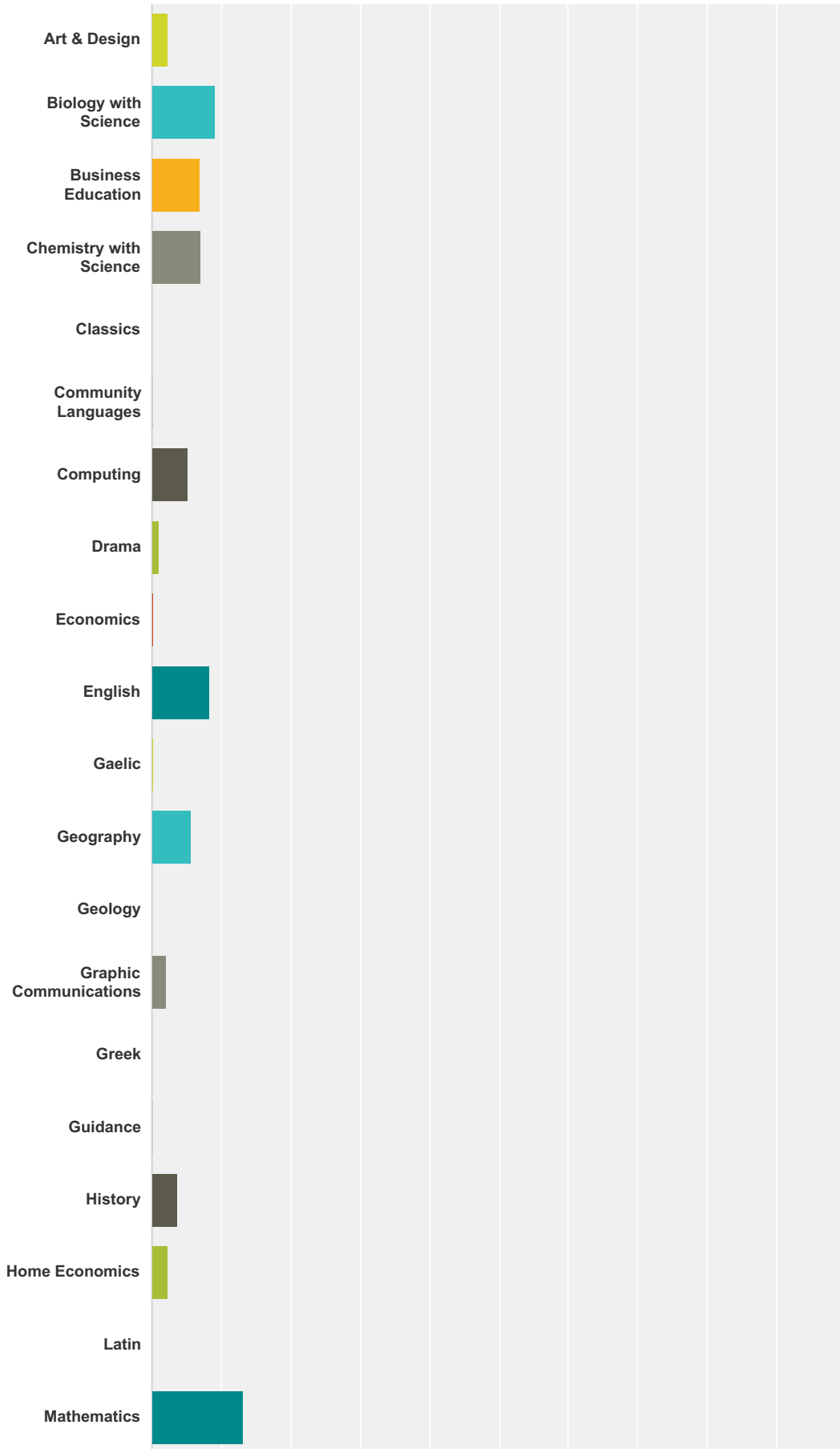
Answered: 919 Skipped: 7



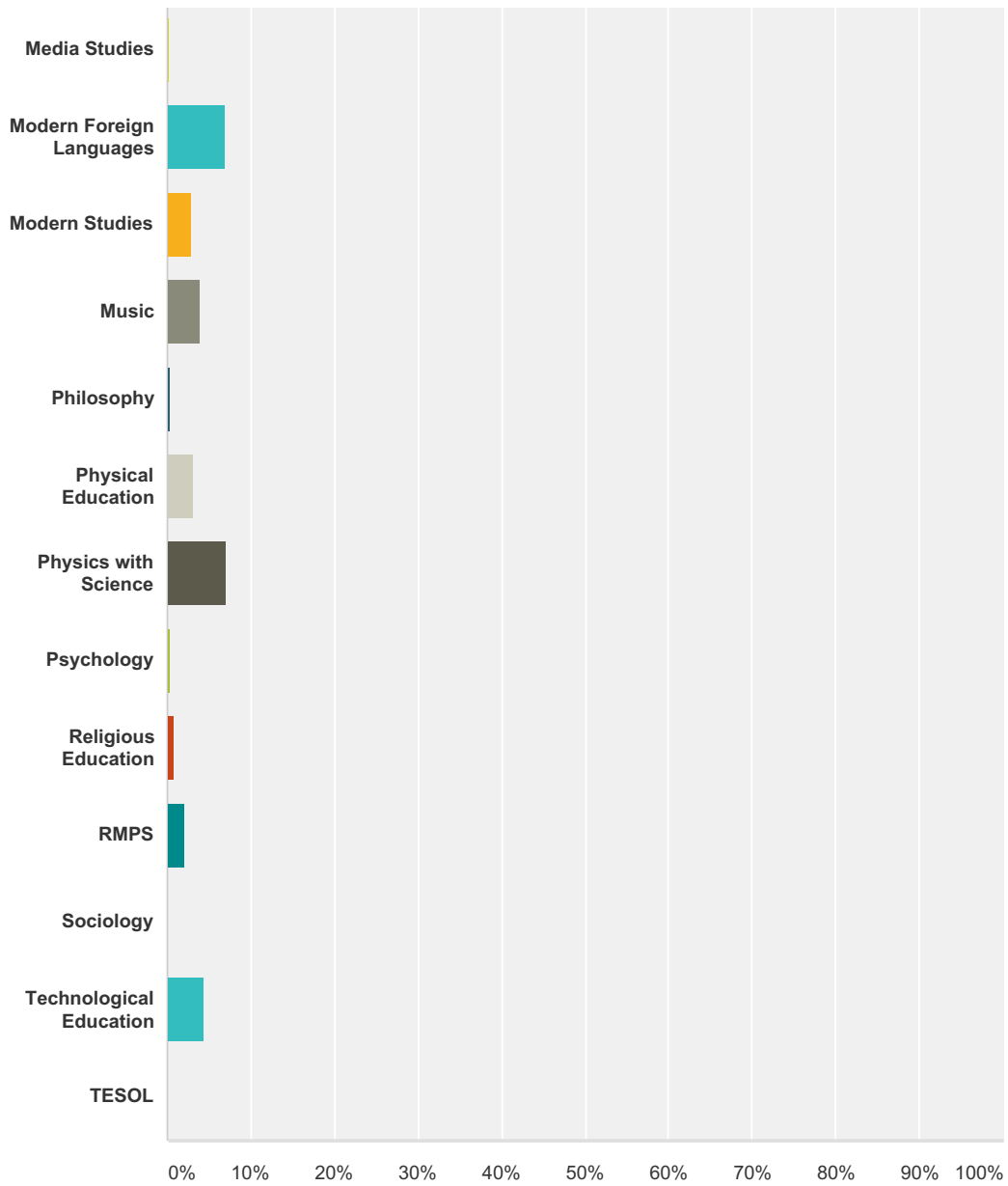
	Not satisfied at all	Not satisfied	Satisfied	Very Satisfied	Total	Weighted Average
Education Scotland	34.48% 310	44.94% 404	18.91% 170	1.67% 15	899	1.88
SQA	43.76% 400	38.73% 354	16.52% 151	0.98% 9	914	1.75
Local Authority	38.62% 348	37.85% 341	22.42% 202	1.11% 10	901	1.86
School	22.32% 204	32.82% 300	40.48% 370	4.38% 40	914	2.27

Q6 Please indicate which subject you teach from the drop-down menu:

Answered: 917 Skipped: 9



CfE Survey 2015



Answer Choices	Responses
Art & Design	2.40% 22
Biology with Science	9.16% 84
Business Education	6.87% 63
Chemistry with Science	7.09% 65
Classics	0.00% 0
Community Languages	0.11% 1
Computing	5.23% 48
Drama	0.98% 9
Economics	0.11% 1
English	8.40% 77
Gaelic	0.11% 1

CfE Survey 2015

Geography	5.56%	51
Geology	0.00%	0
Graphic Communications	2.07%	19
Greek	0.00%	0
Guidance	0.22%	2
History	3.71%	34
Home Economics	2.29%	21
Latin	0.00%	0
Mathematics	13.20%	121
Media Studies	0.11%	1
Modern Foreign Languages	6.87%	63
Modern Studies	2.94%	27
Music	4.03%	37
Philosophy	0.33%	3
Physical Education	3.16%	29
Physics with Science	7.20%	66
Psychology	0.44%	4
Religious Education	0.87%	8
RMPS	2.18%	20
Sociology	0.00%	0
Technological Education	4.36%	40
TESOL	0.00%	0
Total		917

Q7 If you are part of an SQA team (e.g. a setter, verifier or marker) are there any issues you would like to comment on?

Answered: 180 Skipped: 746

Q8 Please use the comment box below to note any further comments that you have. You might want to mention subject-specific or school-specific issues, workload issues, positive experiences and supports or any other relevant matters.

Answered: 557 Skipped: 369